

## Literacy Resource

### *LINC Literacy Addendum – A Support Document for the LINC Literacy Component*

The LINC Literacy Addendum, published in 1998, was developed as a support document for the LINC Literacy Component (1997). It provides photocopiable worksheet masters for the LINC literacy instructors to use with literacy learners who need to practice their literacy and numeracy skills through many activities. Co-authored by Nancy L. Hutt and Lynn C. Young, The LINC Literacy Addendum was published in 1998 as a project sponsored by Citizenship and Immigration Canada. The Introduction consists of the following sections:

- Overview of the LINC Literacy Addendum
- Visual Model
- The Five Stages of ESL Literacy
- Outcomes for Literacy Stages 1 and 2: The Foundation Skills
- Relation of Literacy Stages to Literacy Benchmarks and LINC Levels
- Key Classroom Points

The LINC Literacy Addendum Worksheets cover the following 12 themes:

- Housing
- Family Life
- Media
- Education
- Transportation
- Commercial Services
- Canadian Society
- Employment
- Health and Safety
- Canadian Law
- Government and Community Services
- Leisure

The Introduction and each of the 12 themes are viewable as standalone PDF documents. (Given that this resource was originally published as a hard-copy binder, the binder contains all of the 13 parts and comprises a single publication.)

# LINC LITERACY ADDENDUM

A SUPPORT DOCUMENT FOR  
THE LINC LITERACY COMPONENT

October, 1998

## GOV'T AND COMM SERVICES

*Part 12 of 13*

CO-AUTHORS

Nancy L. Hutt      Lynn C. Young

LAYOUT AND PRODUCTION

Robert S. Miles









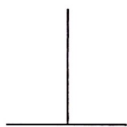
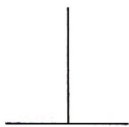


SECRETARIAL SUPPORT

Phung Lam

A PROJECT SPONSORED BY CITIZENSHIP AND IMMIGRATION CANADA



Circle the shapes that are the same:





Circle the word that is the same:

---

ADDRESS	ADDRESS	ADDS	DRESS	ADDED
Address	Adore	Added	Address	Adds
address	dress	adds	added	address

NUMBER	NUMB	BUN	NUMBER	MUMBLE
Number	Mumble	Buns	Numb	Number
number	number	numb	mumble	nubs

STREET	TREES	SEAT	STREET	START
Street	Stripe	Street	Store	Start
street	trees	start	stripe	street

---





Copy the alphabet:

A a

B b

C c

D d

E e

F f

G g

H h

I i

J j

K k

L l

M m

N n

O o

P p

Q q

R r

S s

T t

U u

V v

W w

X x

Y y

Z z

A a

\_\_\_\_\_

\_\_\_\_\_

\_\_\_\_\_

\_\_\_\_\_

\_\_\_\_\_

\_\_\_\_\_

\_\_\_\_\_

\_\_\_\_\_

\_\_\_\_\_

\_\_\_\_\_

\_\_\_\_\_

\_\_\_\_\_

\_\_\_\_\_

\_\_\_\_\_

\_\_\_\_\_

\_\_\_\_\_

\_\_\_\_\_

\_\_\_\_\_

\_\_\_\_\_

\_\_\_\_\_

\_\_\_\_\_

\_\_\_\_\_

\_\_\_\_\_

\_\_\_\_\_

\_\_\_\_\_



Copy your name and address. Your teacher will write them for you on the first line:

---

My name is \_\_\_\_\_

My name is \_\_\_\_\_

My name is \_\_\_\_\_

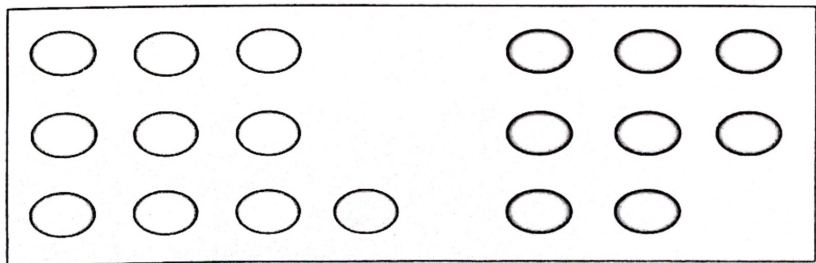
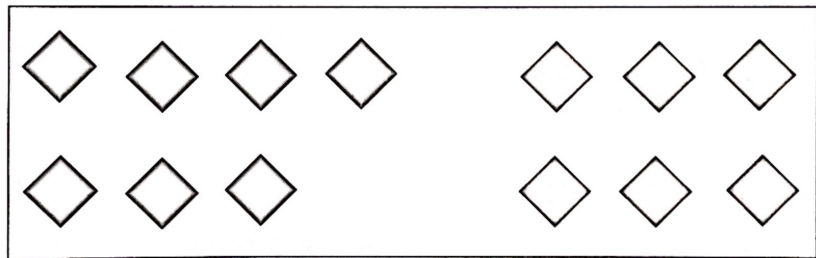
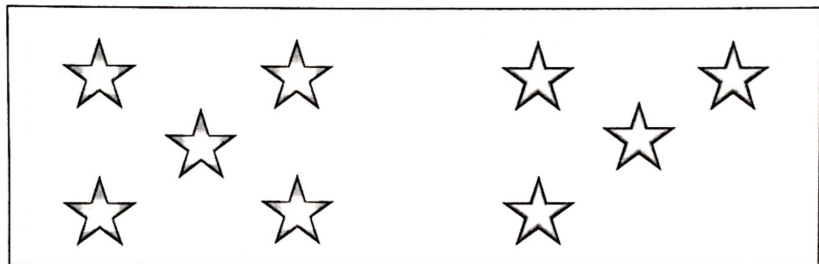
My address is \_\_\_\_\_  
\_\_\_\_\_

My address is \_\_\_\_\_  
\_\_\_\_\_

My address is \_\_\_\_\_  
\_\_\_\_\_




Circle the group that has less:





Underline the word to match the picture:



cable

clothes

candle



fork

foot

food

\$850 / mo.

rent

rest

nest



bush

bus

bug



clothes

cold

gloves



telephone


television

table



Read the story. Write Yes or No after the sentences below:

---



This is Hung.

Hung lives in Toronto.

He lives in an apartment.

His rent is \$975.

Write Yes or No:

1. Hung lives in Toronto. \_\_\_\_\_
2. Hung lives in a house. \_\_\_\_\_
3. Hung lives in an apartment. \_\_\_\_\_
4. His rent is \$675. \_\_\_\_\_
5. His rent is \$975. \_\_\_\_\_



Fill in the missing letters:

---

1.



b \_ \_

2.



f \_ o \_

3.

\$850 / mo.

\_ e \_ t

4.



\_ l o \_ \_ e s

5.



c a \_ \_ e

6.



\_ e l e \_ \_ o \_ e

---



Write the correct word in the blank space to make a sentence:

---

1. Hung's \_\_\_\_\_ is 1045 Queen Street.

name	address
------	---------

2. He lives in an \_\_\_\_\_.

apartment	address
-----------	---------

3. His \_\_\_\_\_ is \$975 each month.

name	rent
------	------

4. His rent is \_\_\_\_\_.

expensive	apartment
-----------	-----------

---



Circle the amount that is less:

\$75.00

\$80.00

\$62.00

\$65.00

\$100.00

\$110.00

\$19.00

\$15.00

\$125.00

\$115.00

\$241.00

\$239.00

\$43.00

\$45.00

\$643.00

\$543.00

\$850.00

\$875.00

\$362.00

\$382.00

\$24.00

\$27.00

\$890.00

\$980.00





Draw lines to match the upper case and lower case letters:

---

f

Y

u

Z

y

T

t

U

l

A

z

L

a

F

---



Connect the dots:

---

d

e

t

u

ENTER

EXIT

s

r

w

v

c

b

g

f

l

m

NO  
PARKING

k

j

o

n

START HERE



a

h

i

p

q

x

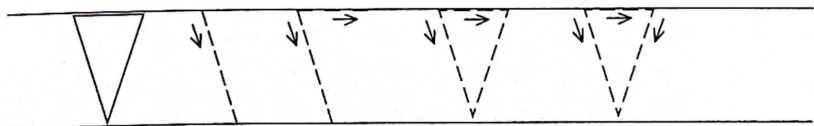
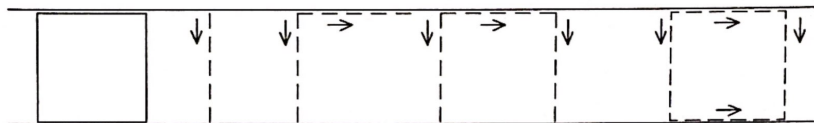
y

z

---



Copy these shapes. Always start at the top. Move your pencil from left to right:





Listen to your teacher and write the letters you hear:

---

1.

\_\_\_\_\_  
-----  
\_\_\_\_\_

6.

\_\_\_\_\_  
-----  
\_\_\_\_\_

2.

\_\_\_\_\_  
-----  
\_\_\_\_\_

7.

\_\_\_\_\_  
-----  
\_\_\_\_\_

3.

\_\_\_\_\_  
-----  
\_\_\_\_\_

8.

\_\_\_\_\_  
-----  
\_\_\_\_\_

4.

\_\_\_\_\_  
-----  
\_\_\_\_\_

9.

\_\_\_\_\_  
-----  
\_\_\_\_\_

5.

\_\_\_\_\_  
-----  
\_\_\_\_\_

10.




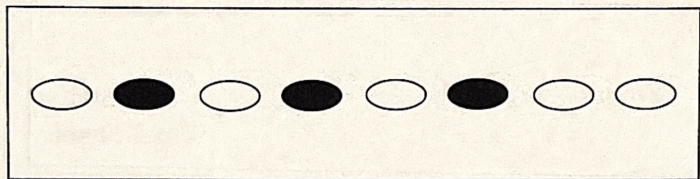
\_\_\_\_\_  
-----  
\_\_\_\_\_

---



Look at the pattern in each row. Colour the shapes to continue the pattern:

---





Draw a line to match the questions and answers:

---

What's your name?

It's 1501  
Brock Street.

What's your address?

My name  
is Tomas.

Is that a house or  
an apartment?

It's an apartment,  
number 407.

---



Cut out the words at the bottom of the page.  
Glue each word into a sentence:

1. His [ ] is Tomas.

2. His [ ] is 1501 Brock Street.

3. He lives in an [ ]

4. His [ ] is 658-1111.

5. He is [ ]

6. He has three [ ]

married	telephone number	name
address	apartment	children ✂



Choose and copy words from the bottom of the page to complete the sentences:

---

1. His \_\_\_\_\_ is Tomas.
2. His \_\_\_\_\_ is 1501 Brock Street.
3. He lives in an \_\_\_\_\_.
4. His \_\_\_\_\_ is 658-1111.
5. He is \_\_\_\_\_.
6. He has three \_\_\_\_\_.

telephone number	address	name
married	children	apartment

---





Separate into words and copy. Remember to leave spaces between the words:

Hihowareyou?

Finethanksandyou?

Pleasesitdown.

Thanksverymuch.



Draw lines to match the words and ordinal numbers:

---

fourth

1st

tenth

2nd

sixth

3rd

first

4th

seventh

5th

eighth

6th

second

7th

ninth

8th

third

9th

fifth

10th

---



Circle the picture that is the same:





Cut out the shapes at the bottom of the page. Glue them in the correct column:

b	d	p	q
p	b	d	b
q	d	p	q



Trace and copy:

O O O O O



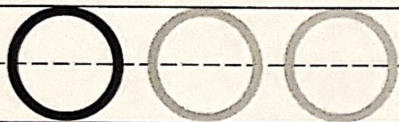
C C C C C

o o o o o

O O O O O



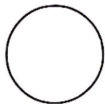

Trace and copy:





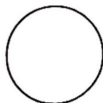

Colour the shapes:

Colour the □'s red:



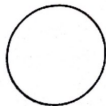
How many □'s? \_\_\_\_

Colour the ○'s blue:



How many ○'s? \_\_\_\_

Colour the △'s black:



How many △'s? \_\_\_\_



Match the words to the pictures. Write the correct letter on the line next to the word:

---

library \_\_\_\_\_

a)



books \_\_\_\_\_

b)



newspaper \_\_\_\_\_

c)



librarian \_\_\_\_\_

d)



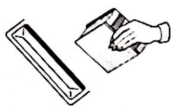
computer \_\_\_\_\_

e)



video \_\_\_\_\_

f)



book return \_\_\_\_\_

g)







Read the Hours of Opening sign. Then read the sentences and answer Yes or No:

---

LINC Public Library

Hours of Opening


Monday:	9 a.m. - 9 p.m.
Tuesday:	9 a.m. - 9 p.m.
Wednesday:	1 p.m. - 9 p.m.
Thursday:	9 a.m. - 9 p.m.
Friday:	9 a.m. - 9 p.m.
Saturday:	10 a.m. - 5 p.m.
Sunday	CLOSED

Answer Yes or No:

1. The library is open on Tuesday evening. \_\_\_\_\_
  2. The library is closed on Wednesday morning. \_\_\_\_\_
  3. The library is open on Thursday morning. \_\_\_\_\_
  4. The library is closed on Sunday. \_\_\_\_\_
-



Look at the words below. Write the words that belong in the library:



books



radio



socks



computer



bike



pan



newspaper



video



apple



bed



Fill out the Library Card application:

### LINC LIBRARY CARD APPLICATION

Date: \_\_\_\_\_

Name: \_\_\_\_\_  
Last name First name

Address: \_\_\_\_\_  
Street No. Street Name Apt. No.  
\_\_\_\_\_  
City Postal code

Telephone Number: \_\_\_\_\_

Please check

I am a student.

I am a senior citizen.

\_\_\_\_\_  
Signature



Write the numbers in order from smallest to largest:

---

10    7    12    8    11    9

---

5    10    8    7    6    9

---

24    21    26    23    22    25

---

22    18    19    21    20    17

---



Circle the letter your teacher says:

1. p b v

7. o u c

2. a e i

8. a h d

3. s c e

9. a g o

4. d b p

10. s z x

5. t f h

11. y v w

6. v w u

12. k h f



Circle the word that is the same:

1. Name

Nam

Nema

Name

2. First

Frist

First

Firts

3. Last

Last

Lats

Las

4. Address

Adress

Address

Addres

5. Last

Lasf

Lash

Last

6. First

Firs

First

Fist

7. Name

Name

Naem

Nane



Trace and copy:

Name

First

Name

First

Last

Address

Last

Address



Fill out the form:

---

LAST NAME:	_____
	-----
	_____
FIRST NAME:	_____
	-----
	_____
ADDRESS:	_____
	-----
	_____
	-----
	_____





Circle the numbers your teacher says:

---

a. 6-7-9

6-7-6

6-9-7

b. 3-4-8

4-3-8

4-3-6

c. 5-6-7

6-5-9

6-5-7

d. 2-3-5

2-3-4

2-8-4

e. 4-2-1

4-3-1

4-3-7

---



Circle the word to match the sign:



recycle

wheelchair

elevator



hospital

picnic area

information



recycle

wheelchair

elevator



information

elevator


hospital



information

picnic area

elevator



wheelchair

recycle

elevator



Find the word in the line and circle it:

---

1. infotrinformationit

2. charwhelwheelchairil

3. reclyrecyclelcyclrel

4. arcpicnicarearpicpic

5. vatrelevatorelelevtr

6. hptlasotalhospitalst

---



Write the letter that comes after:

---

b \_

f \_

i \_

c \_

d \_

g \_

a \_

e \_

h \_

k \_

m \_

r \_

j \_

o \_

p \_

l \_

n \_

t \_

s \_

i \_

a \_

u \_

v \_

y \_

q \_

w \_

x \_

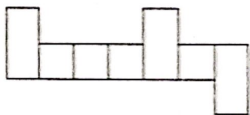
---



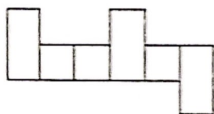
Write the word in the box with the same shape:

---

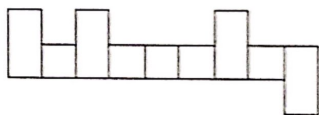
Friday



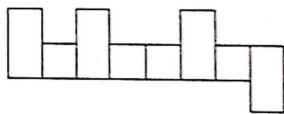
Sunday



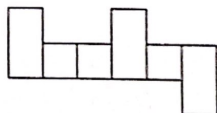
Tuesday



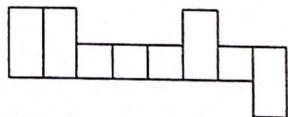
Thursday



Saturday



Monday



Wednesday

